

PRODUCT BULLETIN

NEW 0.6HP VRF Indoor Units




For SMMSe

- Compact 4-Way Cassette
- Slim Ducted
- High Wall

****Available Q2 2016****

TOSHIBA are pleased to announce the introduction of new 0.6HP VRF indoor unit models for 4-Way Compact Cassette, Slim Ducted and High Wall types.

1. Line Up

Indoor Units			
Model Reference	MMU-AP0056MH-E	MMD-AP0056SPH	MMK-AP0054MH-E
			

2. Connectable Units

- ◆ SMMS-e (MMY-MAP**06HT8P-E)

3. Specification

Specification				
Items	-	MMU-AP0056MH-E	MMD-AP0056SPH-E	MMK-AP0054MH-E
Power Supply	V-ph-Hz	220-240V – 1ph – 50Hz		
Noise	dBa	32/30/28	33/32/30 Under Inlet	33/31/29
			26/25/24 Back Inlet	
Cooling/Heating	kW	1.7/1.9		
Dimension	H x W x D	268 x 575 x 575	210 x 845 x 645	275 x 790 x 208
Weight	Kg	17	22	11

* **Please note:** current 0.6HP models MMU-AP0054MH-E and MMD-AP0054SPH-E are not compatible with new outdoor VRF heat pump model SMMS-e.

For further information please contact our customer support team on 0870 843 0333, your local representative, your supplier of **TOSHIBA** products or email any enquiries to: - general.enquiries@toshiba-ac.com